

# RISH Master 3425 Digital Multifunction Instrument

## Application:

Rish Master 3425 measures important electrical parameters in 3 phase and single phase Network & replaces the multiple analog panel meters. It measures electrical parameters like AC current, Voltage, frequency, active energy *import* & active energy *export*. The instrument has optional output as one pulse output or two pulse output for energy measurement.

## Product Features:

### On site programmable PT/CT ratios:

It is possible to program primary of external potential Transformer (PT), primary of external Current Transformer (CT) on site via front panel keys by entering into Programming mode.

### User selectable CT Secondary 5A/1A

The secondary of external Current Transformer (CT) can be programmed on site to either 5A or 1A using front panel keys.

### User selectable 3 phase 3W or 4W

User can program on site the network connection as either 3 Phase 3 Wire or 4 Wire using front panel keys.

### Low back depth:

The instrument has very low back depth (behind the panel) of less than 80 mm in spite of optional features like pulse output

### Onsite selection of Auto scroll / Fixed Screen

User can set the display in auto scrolling mode or fixed screen mode using front panel keys.

### Active Energy measurement (kWhr Import /kWhr Export):

The instrument has 2 Active energy counters, one for import and another for export.

### True RMS measurement

The instrument measures distorted waveform up to 15<sup>th</sup> Harmonic.

### Parameter Screen recall:

In case of power failure, the instrument memorizes the last displayed screen. The displayed screen will get memorized only if user keeps this screen for minimum 40 sec duration before power failure for fixed screen mode.

### Energy Count storage:

In case of power failure, the instrument memorizes the last energy count. Every 40 sec, the instrument updates the energy counter in the non-volatile memory.



### Number of parameters measured: up to 22

The instrument measures 22 electrical parameters of 3 Phase network.

### User selectable Low Current suppression (below 30 mA)

User can suppress the readings below 30 mA in the current measurement by onsite programming if required.

### Optional Pulse Output( 1 or 2 Relay output)

The optional pulse output is a potential free, very fast acting relay contact which can be used to drive an external mechanical counter for energy measurement.

### High brightness 3 line 4 digits LED display:

Simultaneous display of 3 Parameters

### Enclosure Protection for dust and water:

conforms to IP 54 (front face) as per IEC60529

### Compliance to International Safety standards

Compliance to International Safety standard IEC 61010-1- 2001

### EMC Compatibility

Compliance to International standard IEC 61326

## Technical Specifications:

### Input Voltage:

Nominal input voltage (AC RMS)	Phase –Neutral	57.7 - 277V L-N
	Line-Line	100 - 480V L-L
Max continuous input voltage		120% of rated value

### Input Current:

Nominal input current	1 or 5A	AC RMS (programmable on site)
System CT primary values		Std. values up to 4kA (1 or 5 Amp )
Max continuous input current		120% of rated value

### Auxiliary Supply:

AC Auxiliary Supply	110 V AC -15% / +20% / 230 V AC -15% / +20% / 380 VAC-15% / +20
AC Auxiliary supply frequency range	45 to 66 Hz

### VA Burden:

Nominal input voltage burden	< 0.2 VA approx. per phase
Nominal input current burden	< 0.6 VA approx. per phase
AC Supply burden	4 VA

### Overload Withstand:

Voltage	2 x rated value for 1 second, repeated 10 times at 10 second intervals
Current	20x for 1 second, repeated 5 times at 5 min

### Operating Measuring Ranges

Voltage	5... 120% of rated value
Current	5 ... 120% of rated value
Frequency	40...70 Hz
Power Factor	0.5 Lag ... 1... 0.8 Lead

### Reference conditions for Accuracy:

Reference temperature	23°C +/- 2°C
Input waveform	Sinusoidal (distortion factor 0.005)
Input frequency	50 or 60 Hz ±2%
Auxiliary supply voltage	Rated Value ±1%
Auxiliary supply frequency	Rated Value ±1%

### Accuracy:

Voltage	±0.5% of range (50... 100% of rated value)
Current	±0.5% of range (10... 100% of rated value)
Frequency	0.15% of mid frequency
Active energy (kWh)	1% (IEC 62053-21) Active P.F. 0.866 lag... 1...0.866 lead
Power Factor	1% of range
Phase Angle	1% of range

### Influence of Variations:

Temperature coefficient : (for rated value range of use (0...50°C))	0.025%/°C for Voltage (50... 120% of rated value) and 0.05%/°C for Current (10... 120% of rated value)
---	---

### Display update rate:

Response time to step input	min 1 sec approx.
-----------------------------	-------------------

### Applicable Standards:

EMC	IEC 61326
Immunity	IEC 61000-4-3. 10V/m min – Level 3 industrial low level
Safety	IEC 61010-1-2001 , Permanently connected use
IP for water & dust	IEC60529
Pollution degree:	2
Installation category:	III
High Voltage Test	2.2 kV AC, 50Hz for 1 minute between all electrical circuits

### Environmental

Operating temperature	-10 to +55°C
Storage temperature	-20 to +65°C
Relative humidity	0... 90% non condensing
Warm up time	Minimum 3 minute
Shock	15g in 3 planes
Vibration	10... 55 Hz, 0.15mm amplitude
Enclosure	IP54 (front face only)

### Active Energy Pulsed Output Option (can be programmed for Import & export energy simultaneously)

Relay contact	1 NO + 1 NC
Switching Voltage & Current for Relay	240 VDC ,5 A

Default pulse rate divisor	1 per Wh (up to 3600W),	1 per kWh (up to 3600kW),	1 per MWh (above 3600 kW)
Other Pulse rate divisors			
10	1 per 10 Wh (up to 3600W),	1 per 10kWh (up to 3600kW),	1 per 10MWh (above 3600 kW)
100	1 per 100Wh (up to 3600W),	1 per 100kWh (up to 3600kW),	1 per 100MWh (above 3600 kW)
1000	1 per 1000Wh (up to 3600W),	1 per 1000kWh (up to 3600kW),	1 per 1000MWh (above 3600 kW)
Pulse duration	60 ms, 100 ms or 200 ms		

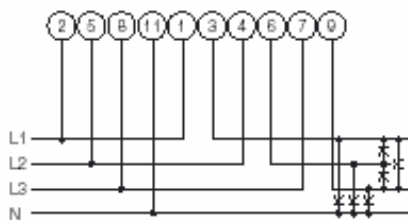
## Parameter measurement and Display :

Sr No	Parameter	Single phase 2 Wire	3 Phase 3 Wire	3 Phase 4 Wire
1	System Volts	P	P	P
2	System Current	P	P	P
3	Frequency	P	P	P
4	Volts L1 – N	0	0	P
5	Volts L2 – N	0	0	P
6	Volts L3 – N	0	0	P
7	Volts L1 – L2	0	P	P
8	Volts L2 – L3	0	P	P
9	Volts L3 – L1	0	P	P
10	Current L1	0	P	P
11	Current L2	0	P	P
12	Current L3	0	P	P
13	System Power Factor	P	P	P
14	Power Factor L1	0	0	P
15	Power Factor L2	0	0	P
16	Power Factor L3	0	0	P
17	System Phase Angle	P	P	P
18	Phase Angle L1	0	0	P
19	Phase Angle L2	0	0	P
20	Phase Angle L3	0	0	P
21	Import kWh (8 digit resolution)	P	P	P
22	Export kWh (8 digit resolution)	P	P	P

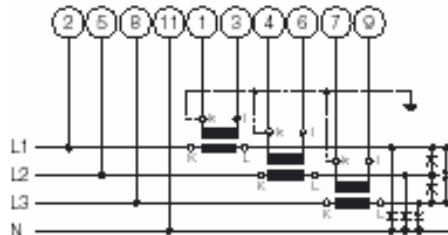
P- Available 0-Not available

### Electrical Connections:

#### For 3 Phase 4 Wire Unbalanced Load

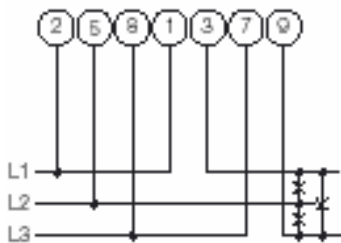


for Direct operated meter

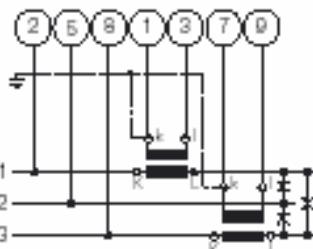


for CT operated meter

#### For 3 Phase 3 Wire Unbalanced Load

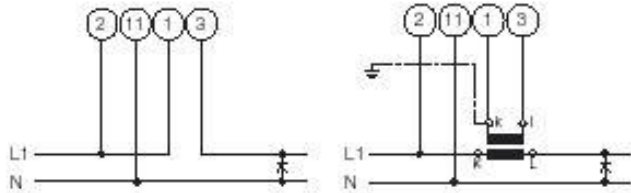


for Direct operated meter



for CT operated meter

**For Single Phase**

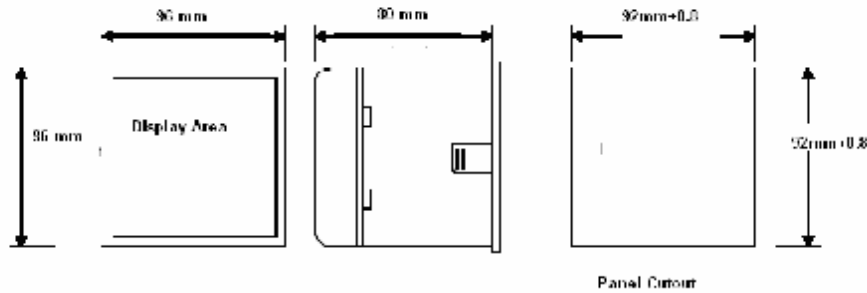


for Direct operated meter

for CT operated meter

It is recommended that the wires used for connections to the instrument should have lugs soldered at the end. That is, the connections should be made with Lugged wires for secure connections. The Maximum diameter of the lug should be 7.0 mm and maximum thickness 3.5 mm. Permissible cross section of the connection wires:  $\leq 4.0 \text{ mm}^2$  single wire or  $2 \times 2.5 \text{ mm}^2$  fine wire

**Dimensions:**



Panel Contour

Ordering information	Ordering Code
	Rish Master 3425
<b>System Type (Connection network)</b>	
3 Phase (programmable as 4 Wire or 3 Wire on site)	3
1 Phase	1
<b>Input Voltage</b>	
110V L-L (63.5V L-N)	110
230V L-L (133V L-N)	230
415V L-L (239.6V L-N)	415
440V L-L (254V L-N)	440
<b>AC Auxiliary Voltage</b>	
110 V AC -15% / +20%	L
230 V AC -15% / +20%	M
380 VAC-15% / +20 %	H
<b>Optional: Pulse Output for energy measurement</b>	
1 Pulse output	S
2 Pulse output	D
Pulse Output option not used	Z

**Order Code Example :**

Rish Master 3425- 3- 230 - M-D

Rish Master 3425, 3 phase (programmable onsite as 4 wire or 3 Wire) , 230L-L nominal voltage, 230 V AC auxiliary supply with 2 pulse output for energy (No need to specify CT secondary as 5 A or 1 A is programmable on site .)

**RISHABH INSTRUMENTS PVT.LTD.**

F-31, MIDC, Satpur,  
Nashik-422 007, India  
Tel: +91 253 2202202, 2202162 Fax: +91 253 2202361, 2202302  
E-mail: service@rishabh-instruments.com  
Web: [www.rishabh.co.in](http://www.rishabh.co.in)